





# WESTMAN ATELIER





## EYE PODS

### Les Jours Color Guide

	<h3>NEIGE</h3> 	<h3>TABAC</h3> 	<h3>CHOCOLAT</h3> 
<h3>WHY</h3>	<p>To <i>OPEN</i> To <i>BRIGHTEN</i> To <i>TWINKLE</i></p>	<p>To <i>POP</i> To <i>ACCENT</i> To <i>AMPLIFY</i></p>	<p>To <i>FRAME</i> To <i>DEEPEN</i> To <i>INTENSIFY</i></p>
<h3>WHERE</h3>	<p>Inner Corner Eyelid</p>	<p>Eyelid Socket Across Lashes Lower Lash Shadow</p>	<p>Eyelid Smudgy Eyeliner Across Lashes Lower Lash Shadow</p>
<h3>HOW</h3>	<p>Use Eyeshadow Brush II to open inner corner of the eye.</p> <p>Highlight under eyebrow.</p> <p>Use Eyeshadow Brush I to sweep color across eyelid.</p>	<p>Use Eyeshadow Brush I to sweep color across eyelid.</p> <p>Use Eyeshadow Brush II to blend into the socket of the eye.</p>	<p>Use the tapered side of Eyeshadow Brush I to detail, smudge and frame the eye.</p> <p>Layer over medium shade to deepen and intensify tone.</p>

WESTMAN ATELIER  
EYE PODS

Les Nuits Color Guide

	<p><b>CHAMPAGNE</b></p> 	<p><b>VIN ROUGE</b></p> 	<p><b>NOIR</b></p> 
<p><b>WHY</b></p>	<p>To <i>OPEN</i> To <i>BRIGHTEN</i> To <i>TWINKLE</i></p>	<p>To <i>POP</i> To <i>ACCENT</i> To <i>AMPLIFY</i></p>	<p>To <i>FRAME</i> To <i>DEEPEN</i> To <i>INTENSIFY</i></p>
<p><b>WHERE</b></p>	<p>Inner Corner Eyelid</p>	<p>Eyelid Socket Across Lashes Lower Lash Shadow</p>	<p>Layered on eyelid Smudgy Eyeliner Across Lashes Lower Lash Shadow</p>
<p><b>HOW</b></p>	<p>Use Eyeshadow Brush II to open inner corner of the eye.</p> <p>Highlight under eyebrow.</p> <p>Use Eyeshadow Brush I to sweep color across eyelid.</p>	<p>Use Eyeshadow Brush I to sweep color across eyelid.</p> <p>Use Eyeshadow Brush II to open inner corner of the eye.</p>	<p>Use the tapered side of Eyeshadow Brush I to detail, smudge and frame the eye.</p> <p>Layer over medium shade to deepen and intensify tone.</p>